

For all other compressed air & power generation equipment call us on 1300 858 628
or visit our website.

Mini Lubricator & Mini Water Separator

Protect your air tools with these point-of-use accessories.
Suit tools with 1/4" inlet
Lubricator: L02
Water
Separator: WS02



Tyre Inflator

Service station / industrial
Jamec Pem
2000TDR
Dual chuck,
Die cast body.
Comes with calibration certificate.
0-138psi / 0-940kPa



Used by 80% of Australian petrol stations


5pce Air Kit

Contains
Spray Gun
Blow Gun
Degreaser gun
Tyre Inflator
Air Hose(short)
Fitted with Jamec 310 series connectors



Engine Cleaning Gun

Multi Purpose cleaning gun, long adjustable nozzle, aluminium pot



Coalescing Filters & Particulate Filters

Water and Oil removing filters featuring auto drains
20cfm - 5000cfm
P series - 5 micron
U series - 1 micron
H series - 0.01 micron
C series - Activated Carbon



Filter / Regulator

Wilkerson combined filter/regulators
Full range to choose from
1/4" BSP - 3/4" BSP connections



WILKERSON

Regulators


Wilkerson Regulators
Control the pressure going to your equipment to maximise equipment efficiency, reduce premature wear and reduce air consumption
1/4" - 1" Connections



WILKERSON

Lubricators

Wilkerson Lubricators
Protect your equipment with a controllable amount of lubricant. Clear bowls make it easy to monitor and refill.
1/4" - 1" Connections
Call with your requirements WILKERSON



From the proven name and a world leader in compressed air products.



Features

- Highly Efficient Cast-Iron Pump
- Slow Revving & cool running
- Reliable Industrial motors/engines
- Genuine Ingersoll-Rand pumps
- Performance based on ACACA protocol
- High quality combined filter / regulator

| Model | Motor | Type | Displacement** | Actual Delivery** | Rated pressure | RPM | Tank | Weight | Dim (L x W x H) |
|-------|-------|--------------|----------------|-------------------|-----------------|---------|-----------|--------|------------------|
| EL12 | 2.2hp | 240v / 10amp | 11.1cfm | 7.7cfm | 125psi / 865kpa | 800rpm | 50 litres | 71 kg | 1060 x 420 x 700 |
| EI17 | 3.0hp | 240v / 15amp | 14.3cfm | 9.9cfm | 125psi / 865kpa | 1170rpm | 50 litres | 73 kg | 1060 x 420 x 700 |
| EL18P | 5.5hp | Honda GX160 | 14.8cfm | 10.5cfm | 125psi / 865kpa | 1195rpm | 50 litres | 75 kg | 1060 x 450 x 780 |

** Displacement and Actual Delivery based on ACACA protocol - only compare these figures with other ACACA performance figures



You know you have a good compressor package when it is asked for by name. The two-stage inter-cooled cast-iron V-design is still one of the most efficient and cool running on the market. Many of the models can handle the type of duty factors normally only found in rotary screw compressors.

Features

- Super Efficient 2-stage Cast-Iron Pump
- Slow Revving & cool running
- Inter-stage cooling
- Reliable Industrial motors/engines
- Genuine Ingersoll-Rand T30 pumps
- Large storage capacity
- Long-life All-Seasons synthetic lubricant

| Model | Type | Displacement** | Actual Delivery** | Package Pressure | RPM | Tank | Weight | Dim (L x W x H) |
|------------|------------------|----------------|-------------------|------------------|---------|------------|---------|-------------------|
| 2340B3 | 3.0hp 415v / DOL | 12.7cfm | 10cfm | 125psi / 865kpa | 1130rpm | 147 litres | 342 kg | 1525 x 565 991 |
| 2475B5 | 5.5hp 415v / DOL | 21.5cfm | 17.7cfm | 125psi / 865kpa | 1075rpm | 147 litres | 360 kg | 1525 x 565 991 |
| 2475B7 | 7.5hp 415v / DOL | 27.0cfm | 21.8cfm | 125psi / 865kpa | 1350rpm | 147 litres | 380 kg | 1525 x 565 991 |
| 2545B10 | 10hp 415v / DOL | 41.4cfm | 34.8cfm | 125psi / 865kpa | 1040rpm | 147 litres | 455 kg | 1525 x 740 x 1070 |
| 2545B10-SD | 10hp 415v / SDS | 41.4cfm | 34.8cfm | 125psi / 865kpa | 1040rpm | 147 litres | 460 kg | 1525 x 740 x 1070 |
| 7100D15 | 15hp 415v / SDS | 57.8cfm | 48.2cfm | 125psi / 865kpa | 1050rpm | 338 litres | 620 kg | 1850 x 750 x 1275 |
| 3000D20 | 20hp 415v / SDS | 85.8cfm | 70.9cfm | 125psi / 865kpa | 780rpm | 338 litres | 1005 kg | 1850 x 813 x 1430 |
| 3000D30 | 30hp 415v / SDS | 118.8cfm | 98.9cfm | 125psi / 865kpa | 1080rpm | 338 litres | 1025 kg | 1850 x 813 x 1430 |

** Based on 125psi pressure

Specifications in this brochure subject to change without notice. All pictures are for illustrative purposes only



AIR TOOL GUIDE



Caps Australia Pty Ltd

A.B.N. 79 008 877 790

1300 858 628

| | | | | | | |
|---|--|--|--|---|---|--|
| Melbourne 5 Westside Drive Laverton North, VIC, 3026 Tel: (03) 9314 5599 Fax: (03) 9314 5922 | Sydney 68 Long Street Smithfield NSW 2164 Tel: (02) 9725 1577 Fax: (02) 9725 2802 | Newcastle 133 Tomago Road Tomago NSW 2322 Tel: (02) 4964 9639 Fax: (02) 4964 9653 | Brisbane 2790 Ipswich Rd Darra QLD 4076 Tel: (07) 3713 7474 Fax: (07) 3713 7616 | Adelaide 108a Regency Road Ferryden Park SA 5010 Tel: (08) 8347 0555 Fax: (08) 8345 5136 | Perth 70 Cleaver Terrace Belmont WA 6104 Tel: (08) 9478 1100 Fax: (08) 9277 9630 | Kalgoorlie 1/2 Clements Way Boulder WA 6432 Tel: (08) 9093 1488 Fax: (08) 9093 1901 |
|---|--|--|--|---|---|--|

email: sales@capsaustralia.com.au

website: http://www.capsaustralia.com.au

PERTH MELBOURNE SYDNEY ADELAIDE NEWCASTLE BRISBANE KALGOORLIE
www.capsaustralia.com.au Sales: 1300 858 628

TOUGH IMPACT GUNS FOR TOUGH JOBS

Impact Wrenches 3/8" Sq. Drive

215

- Compact 3/8" Drive
- Heavy Duty
- Max Torque: 160 ft-lb
- Adjustable Power
- Handle exhaust

215Ti *Lightweight Composite Body*

215QTi *Quiet Tool*

- Ultimate Compact 3/8" Drive
- Ultra Duty
- Max Torque: 280 ft-lb
- Adjustable Dial Power
- Handle exhaust

TITANIUM

2125PTi *Lightweight Composite Body*

2125QTi *Quiet Tool*

- Ultimate Compact 1/2" Drive
- Ultra Duty
- Max Torque: 280 ft-lb
- Adjustable Dial Power
- Handle exhaust
- Super Quiet 2125QTi Available

TITANIUM

2131S

2131S-2

- Super Duty
- Max Torque: 425 ft-lb
- Pressure feed lubrication
- Adjustable power regulator
- Handle exhaust
- 131S-2 2" ext. anvil avail.

231C

- Super Duty
- Max Torque: 600 ft-lb (rev.)
- Pressure feed lubrication
- Adjustable power regulator
- Front exhaust

CAPS
AUSTRALIA

Ph: 1300 858 628

A National importer of:

IR **Ingersoll-Rand**
Professional Tools

2130AP

2130AP-2

NEW

- Heavy Duty 1/2" Drive
- Max Torque: 600 ft-lb
- Adjustable Dial Power
- Handle exhaust
- 2" extended anvil model avail.

Lightweight Composite Body

2131A

- Ultra Duty 1/2" Drive
- Max Torque: 600 ft-lb
- Adjustable Dial Power
- Handle exhaust

Lightweight Composite Body

2135Ti

Up to 1000 ft-lb nut busting torque!

- Ultimate 1/2" Drive
- Ultra Duty
- Max Torque: 700 ft-lb
- Adjustable Dial Power
- Handle exhaust
- Super Quiet 2135QTi Available

TITANIUM

2135QTi

Same performance as 2135Ti

Quiet tool technology 86 dbA (pressure)

TITANIUM

Impact Wrenches 3/4" Sq. Drive

252

- Standard Duty 3/4" Drive
- Max Torque: 750 ft-lb
- Adjustable Dial Power
- Handle exhaust
- Great general maintenance tool

258

258-3

- Heavy Duty 3/4" Drive
- Max Torque: 1000 ft-lb
- Adjustable Dial Power
- Handle exhaust
- Ideal for trucks and heavy equipment repairs
- 3" extended anvil model avail. (258-3)

2141

- Ultra Duty 3/4" Drive
- Max Torque: 1200 ft-lb
- Weighs just 3.2kg
- Handle exhaust
- Only 208mm long

Lightweight Composite Body

2141S

Same performance as 2141

New Silenced Model. Significantly less noise than the standard 2141

Silenced TOOL

261

261-3

261-6

- Super Duty 3/4" Drive
- Max Torque: 1100 ft-lb
- Jumbo Hammer Power
- Adjustable Power
- Handle exhaust
- Pressure Feed Lubrication
- Available with standard, 3" or 6" ext. Anvil

2161XP

2161XP-6

- Ultra Duty 3/4" Drive
- Max Torque: 1250 ft-lb
- Twin Hammer Power
- 3 Position Power
- Handle exhaust

Smooth & Powerful

2925P1Ti

- Ultra Duty 3/4" Drive
- Max Torque: 1450 ft-lb
- Twin Hammer Power
- Adjustable Dial Power
- Handle exhaust
- Corrosion protection

TITANIUM

2925RBP1Ti

Reverse Bias

- Ultra Duty 3/4" Drive
- Max Torque: 1600 ft-lb
- Twin Hammer Power
- Adjustable Dial Power
- Handle exhaust
- Corrosion protection

TITANIUM

| Model | Drive | Impacts per minute | | Maximum torque | | Recommended torque range | | Weight | Length | Hose Connection | Size hose recommended | |
|--------|-------|--------------------|------|----------------|---------|--------------------------|-----------|--------|--------|-----------------|-----------------------|----|
| | | Free speed | rpm | Nm | ft-lb | Nm | ft-lb | | | | in | in |
| 215 | in | 9500 | 1600 | 217 | 160 | 20-176 | 15-129 | 1.3 | 156 | 1/4" | 3/8" | 10 |
| 216 | 3/8" | 9500 | 1600 | 232 | 175 | 20-217 | 15-160 | 1.3 | 156 | 1/4" | 3/8" | 10 |
| 2115Ti | 3/8" | 15000 | 1500 | 379rev | 280rev | 34-312 | 25-230 | 1.1 | 142 | 1/4" | 3/8" | 10 |
| 225 | 1/2" | 7500 | 1200 | 441 | 325 | 34-272 | 25-200 | 1.9 | 168 | 1/4" | 3/8" | 10 |
| 2125Ti | 1/2" | 15000 | 1500 | 379rev | 280rev | 34-312 | 25-230 | 1.1 | 142 | 1/4" | 3/8" | 10 |
| 235 | 1/2" | 9500 | 1200 | 510 | 375 | 34-306 | 25-225 | 2.5 | 197 | 1/4" | 3/8" | 10 |
| 131S | 1/2" | 8000 | 1200 | 575 | 425 | 34-407 | 25-300 | 2.6 | 185 | 1/4" | 3/8" | 10 |
| 231C | 1/2" | 8000 | 1200 | 816 | 600rev | 34-407 | 25-300 | 2.6 | 185 | 1/4" | 3/8" | 10 |
| 2130AP | 1/2" | 9500 | 1200 | 814 | 600 | 34-474 | 25-350fwd | 1.9 | 184 | 1/4" | 3/8" | 10 |
| | | | | | | 745 rev. | 500 rev. | | | | | |
| 2131A | 1/2" | 9500 | 1250 | | 600 | 68-544 | 50-400 | 2.0 | 180 | 1/4" | 3/8" | 10 |
| 2135Ti | 1/2" | 9500 | 1250 | 949rev. | 700rev. | 68-814 | 50-600 | 1.79 | 186 | 1/4" | 3/8" | 10 |
| | | | | 848fwd. | 625fwd | 68-814 | 50-600 | | | | | |
| 252 | 3/4" | 6500 | 1200 | 1020 | 750 | 136-680 | 100-500 | 3.9 | 229 | 3/8" | 1/2" | 13 |
| 258 | 3/4" | 6200 | 1100 | 1360 | 1000 | 272-1080 | 200-800 | 4.89 | 249 | 3/8" | 1/2" | 13 |
| 261 | 3/4" | 5500 | 1100 | 1496 | 1100 | 272-1224 | 200-900 | 5.3 | 203 | 3/8" | 1/2" | 13 |
| 2161XP | 3/4" | 6000 | 1100 | 1790 | 1320 | 410-1380 | 300-1015 | 5.1 | 216 | 3/8" | 1/2" | 13 |
| 2141 | 3/4" | 7250 | 1175 | 1627 | 1200 | 271-1220 | 200-900 | 3.2 | 208 | 3/8" | 1/2" | 13 |

Chisels & Accessories (Note: From other quality manufacturers)

| Chisels | 93LA1 / 95LA1 | | PB35 | | PB50, MX60 | | MX90 | | Image |
|----------------------------------|-------------------------------|-------------|----------------------------|-------------|-------------------------------|-------------|--------------------------------|-------------|-------|
| | 7/8" x 3-1/4" Hex (22 x 83mm) | | 1" x 4 1/4" Hex (25x108mm) | | 1-1/8 x 6 1/4" Hex (28x160mm) | | 1-1/4" x 6 1/4" Hex (32x160mm) | | |
| Type | mm (in) | Part Number | mm (in) | Part Number | mm (in) | Part Number | mm (in) | Part Number | |
| Moil Point | 380 (15") | CH78M15 | 380 (15") | CH100M15 | 380 (15") | CH118M15 | 380 (15") | CH114M15 | |
| | 460 (18") | CH78M18 | 460 (18") | CH100M18 | 460 (18") | CH118M18 | 460 (18") | CH114M18 | |
| | 610 (24") | CH78M24 | 610 (24") | CH100M24 | 610 (24") | CH118M24 | 610 (24") | CH114M24 | |
| Narrow Chisel | 380 (15") | CH78C15 | 380 (15") | CH100C15 | 380 (15") | CH118C15 | 380 (15") | CH114C15 | |
| | 460 (18") | CH78C18 | 460 (18") | CH100C18 | 460 (18") | CH118C18 | 460 (18") | CH114C18 | |
| | 610 (24") | CH78C24 | 610 (24") | CH100C24 | 610 (24") | CH118C24 | 610 (24") | CH114C24 | |
| Wide Chisel 75mm (3") wide | 380 (15") | CH78W15 | 380 (15") | CH100W15 | 380 (15") | CH118W15 | 380 (15") | CH114W15 | |
| Digging Chisel 75mm (3") wide | 420 (16") | CH78D16 | 420 (16") | CH100D16 | 420 (16") | CH118D16 | 420 (16") | CH114D16 | |
| Clay Spade 140mm(5 1/2")wide | 420 (16") | CH78S16 | 420 (16") | CH100S16 | 420 (16") | CH118S16 | 420 (16") | CH114S16 | |

Chisels

| Type | W-Series Chippers | | Image |
|----------------|-------------------|-------------|-------|
| | mm (in) | Part Number | |
| Moil Point | 300 (12") | CH58M12 | |
| | 450 (18") | CH58M18 | |
| | 600 (24") | CH58M24 | |
| Narrow Chisel | 300 (12") | CH58C12 | |
| | 450 (18") | CH58C18 | |
| | 600 (24") | CH58C24 | |
| | 900 (36") | CH58C36 | |
| 2" Wide Chisel | 300 (12") | CH58W12 | |
| Scaling | 300 (12") | CH58S12 | |
| Blank | 300 (12") | CH58B12 | |
| | 450 (18") | CH58B18 | |
| | 600 (24") | CH58B24 | |
| Caulking | 300 (12") | CH58K12 | |

Chisels

| Type | Rivet Buster Chisels | | Image |
|---------------|----------------------|-------------|-------|
| | mm (in) | Part Number | |
| Moil Point | 300 (12") | CR88M12 | |
| | 450 (18") | CR88M18 | |
| Narrow Chisel | 300 (12") | CR88C12 | |
| | 450 (18") | CR88C18 | |
| 5/8" Punch | 300 (12") | CR88P12 | |
| Blank | 300 (12") | CR88B12 | |

The chisels shown here are some of the more commonly used ones. Please contact CAPS for all your chisel requirements.

Air hoses with fittings

10mm (3/8") dia.

Ryco - AH10R20
Nitto - AH10N20
Jamec - AH10J20

20m lengths (includes quick-connect coupling fittings)

Nylex Air hoses

6mm (1/4") PH6SU

10mm (3/8") dia. PH10SU

12.5mm (1/2") dia. PH125SU

Sold by the metre

Air hoses

3/4" & 1" Industrial Air Hose

Sold by the metre

Claw Couplings

Type A couplings

Hose Tail

Lock Pin: MIN-PIN

Male (BSP)

Female (BSP)

Clamps

Hose Reels (Retractable)

Pivots 180°

1/4" BSP fitting

20m, 10mm hose pn: AH10R16

30m, 10mm hose pn: AH10R30

Air Tool Oil

Suits most air tools. (Note: check viscosity requirements for each tool)

Viscosity: 32

250ml - ATO32-250

500ml - ATO32-500

1 litre - ATO32-1000

Viscosity: 68

250ml - ATO68-250

500ml - ATO68-500

1 litre - ATO68-1000

Air Exhaust Mufflers

Use anywhere to reduce compressed air exhaust noises. (Can also be used as a 10 micron inlet filter)

Sizes (BSP)

1/4" - F02

3/8" - F00

1/2" - F05

3/4" - F07

1" - F10

1 1/4" - F12

1 1/2" - F15

2" - F20

Lubricators

Fits into hose line

Lubricator (BSP)

1/2" - PL300

3/4" - PL400

1" - PL500

Impact Wrench Covers

protect your impact wrench from knocks

Available for:

2135Ti - 2135-P32

2131 - 2131-P32

2141 - 2141-P32

231 - 231-P32

261 - 261-P32

Impact Wrench Grease Kit

Pn: 115-LBK1

Includes

Impact wrench grease

Air tool oil

Micro grease gun

Suits most 1/2" & 3/4" IR impact wrenches

Air Blow Guns

Quality zinc diecast with brass nozzles

Models

SHORT - BG070610

150MM - BG070600

450MM - BG070608





Air Vacuum / Blow Gun

Ideal for cleaning work areas using air

Includes vacuum bag and adaptors

BV240745

Ratchet Wrenches

| | | | |
|--|---|--|---|
| <p>104</p>  <ul style="list-style-type: none"> - 1/4" drive - Max Torque: 20ft-lb (27Nm) - Working torque: 5-20ft-lb - Extra Compact - Length 198mm - Weight: 0.5kg <p><i>Ideal for small engine repair, bench work and more..</i></p> | <p>103 / 1033</p>  <ul style="list-style-type: none"> - 1/4" drive (103) or 3/8" drive (1033) - Max Torque: 20ft-lb (27Nm) - Working torque: 5-20ft-lb - The shortest ratchet - Length 165mm - Weight: 0.5kg <p><i>Stubby model Ideal for body repairs, under dash and more..</i></p> | <p>1103 / 1133</p>  <ul style="list-style-type: none"> - 1/4" drive (1103) or 3/8" drive (1133) - Max Torque: 25ft-lb (24Nm) - Working torque: 5-25ft-lb - Two speed, Ergonomic grip - Length 190mm - Weight: 0.6kg <p><i>Ultra Duty Powerful TwinPawl Plus head design</i></p> |  |
|--|---|--|---|

| | | | |
|--|--|---|--|
| <p>170 / 1770</p>  <ul style="list-style-type: none"> - 3/8" drive (170) or 1/2" drive (1770) - Max Torque: 60ft-lb (81Nm) - Working torque: 10-55ft-lb - Great value IR ratchet - Length: 260mm - Weight: 1.1kg <p><i>New Model!</i></p> | <p>107XP / 1077XP</p>  <ul style="list-style-type: none"> - 3/8" drive (107XP) or 1/2" drive (1077XP) - Max Torque: 50ft-lb (68 Nm) - Working torque: 10-45 ft-lb - Heavy Duty, adjustable exhaust - Length 267mm - Weight: 1.1 kg | <p>1200 / 1210</p>  <ul style="list-style-type: none"> - 3/8" drive (1200) or 1/2" drive (1210) - Max Torque: 60ft-lb (81Nm) - Working torque: 10-50ft-lb - Soft grip handle, swivel inlet - Adjustable exhaust direction. - Length: 272 mm - Weight: 1.2 kg <p><i>New Model! IR exclusive slip resistant disc brake for longer life and added durability</i></p> | <p>109XP / 1099XP</p>  <ul style="list-style-type: none"> - 3/8" drive (109XP) or 1/2" drive (1099XP) - Max Torque: 70 ft-lb (95Nm) - Working torque: 10-60ft-lb - Super fast ratchet, swivel inlet - Adjustable exhaust direction - Length 302mm - Weight: 1.4kg <p><i>Super Duty Powerful ratchet</i></p> |
|--|--|---|--|

Die Grinders

| | | | |
|--|---|--|--|
| <p>307A</p>  <ul style="list-style-type: none"> - 1/4" (6mm) Collet - 27,000 rpm - Powerful 1/4hp motor - Compact & maneuverable - Length: 121mm - Weight: 0.31kg <p><i>307A-K</i></p> | <p>301</p>  <ul style="list-style-type: none"> - 1/4" (6mm) - 20,000 rpm - Powerful 1/4hp motor - Ball Bearing Construction - Length: 127mm - Weight: 0.45kg <p><i>301-K</i></p> | <p>3108</p>  <ul style="list-style-type: none"> - 1/4" (6mm) Collet - 25,000 rpm - Powerful 1/3hp motor - Ball bearing construction - Length: 171mm - Weight: 0.58kg <p><i>New Model! Durable Thermally insulated ergonomic grip</i></p> | <p>3102</p>  <ul style="list-style-type: none"> - 1/4" (6mm) - 20,000 rpm - Powerful 1/3hp motor - Ball bearing construction - Length: 171mm - Weight: 0.58kg <p><i>New Model! Multi Position head Durable Thermally insulated ergonomic grip</i></p> |
|--|---|--|--|

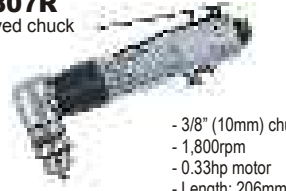
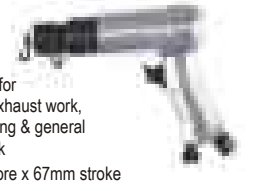

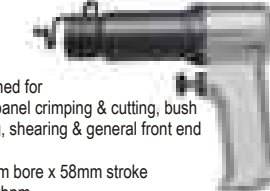
Grinders

| | | | |
|---|---|--|--|
| <p>308A</p>  <ul style="list-style-type: none"> - 1/4" (6mm) Collet - 25,000 rpm - Powerful 1/3hp motor - Ball bearing construction - Length: 121mm - Weight: 0.55kg <p><i>Full size robust Die Grinder</i></p> | <p>302A</p>  <ul style="list-style-type: none"> - 1/4" (6mm) - 20,000 rpm - 1/4hp motor - Ball bearing construction - Length: 127mm - Weight: 0.45kg <p><i>Full size robust Angle Die Grinder</i></p> | <p>344</p>  <p>The latest in ergonomic 4" grinders from Ingersoll-Rand.</p> <ul style="list-style-type: none"> - 4" Disc Grinder - 13,500 rpm - Composite Handle - Length: 235mm - Powerful 0.8hp motor - Weight: 1.7kg | <p>LA422-EU</p>  <p>Durable and economical 5" Grinder</p> <ul style="list-style-type: none"> - 5" Disc Grinder - 12,000 rpm - Length: 229mm - Powerful 0.8hp motor - Weight: 1.85kg |
|---|---|--|--|

Drills




| | | | |
|--|---|---|---|
| <p>7811RKC keyless chuck 7811R keyed chuck</p>  <ul style="list-style-type: none"> - 3/8" (10mm) chuck - 2,750 rpm-7811R - 2,100rpm-7811RKC - 0.5hp motor - Length: 188mm - Weight: 1.22kg <p><i>Reversible Low Noise</i></p> | <p>7802R keyed chuck</p>  <ul style="list-style-type: none"> - 3/8" (10mm) chuck - 2,000 rpm - 0.5hp motor - Length: 163mm - Weight: 1.13kg <p><i>Reversible</i></p> | <p>7816RKC keyless chuck 7816R keyed chuck</p>  <ul style="list-style-type: none"> - 1/2" (13mm) chuck - 1,200 rpm-7816R - 950rpm-7816RKC - 0.5hp motor - Length: 203mm - Weight: 1.45kg <p><i>Reversible Low Noise</i></p> | <p>7803R keyed chuck</p>  <ul style="list-style-type: none"> - 1/2" (13mm) chuck - 400rpm - 0.5hp motor - Length: 221mm - Weight: 1.5kg <p><i>Reversible</i></p> |
|--|---|---|---|

Air Hammers

| | | | |
|--|---|---|---|
| <p>7807R keyed chuck</p>  <ul style="list-style-type: none"> - 3/8" (10mm) chuck - 1,800rpm - 0.33hp motor - Length: 206mm - Weight: 1.12kg <p><i>Reversible</i></p> | <p>116</p>  <p>Designed for medium exhaust work, panel cutting & general repair work</p> <ul style="list-style-type: none"> - 18mm bore x 67mm stroke - 3500bpm - Weight: 1.54kg | <p>117</p>  <p>Designed for exhaust work, bolt cutting and general front end work</p> <ul style="list-style-type: none"> - 18mm bore x 89mm stroke - 2000bpm - Weight: 1.86kg | <p>121</p>  <p>Designed for body panel crimping & cutting, bush driving, shearing & general front end work</p> <ul style="list-style-type: none"> - 19mm bore x 58mm stroke - 3000bpm - Weight: 1.59kg |
|--|---|---|---|

Spoe chisel kit part no: 116-K5 includes Edging Tool, Tail Pipe Cutter, Straight Chisel, Cutting Chisel & Punch

Scalers & Needle Scalers

| | | | |
|--|--|---|--|
| <p>Needle Scalers are ideal for surface preparation work involving the cleaning or removing of paint, rust, dirt or weld slag.</p>  <p>125</p> <p>Std Needle Scaler. 4600bpm, 19needles (3.2mm) length 465mm, air cons: 15cfm. Wt. 2.8kg</p> | <p>182LNA1 Super Duty</p>  <p>Same tool as in the 182K1 kit Available with the needle scaler attachment (182LNA1) or as just the Chipper (182L) for use with chisels.</p> <p>182LNA1 - 4000bpm, 19needles (3mm) length 381mm, air cons: 13cfm. Wt. 2.6kg</p> | <p>182K1 Super Duty</p>  <p>Super Duty Dual Purpose Kit. Includes needle scaler attachment plus straight, angle and flat chisels.</p> | <p>CAPS Australia</p> <p>Ph: 1300 858 628</p> <p>National importer of: Ingersoll-Rand Professional Tools</p> |
|--|--|---|--|

General Purpose Sanders

| | | | |
|--|--|---|---|
|  | <p>311A</p> <ul style="list-style-type: none"> - 6" Dual Action - Quiet (built in silencer) - Adjustable speed regulator - 10,000rpm, 0.25hp - Spindle: 5/16" - Weight: 1.9kg <p><i>Dual action - swirl free finish</i></p> | <p>312</p> <ul style="list-style-type: none"> - Orbital Sander - 92mm x 171mm - 8,000rpm, 0.3hp - Weight: 2.1kg - Speed regulator. <p>Great for fibreglass, wood and body filler as well as sanding any painted surface.</p> <p><i>Contoured one hand palm grip</i></p> | <p>315</p> <ul style="list-style-type: none"> - Straight Line Sander - Twin Piston - 70mm x 455mm - 3,000bpm - 25mm stroke - Weight: 2.99kg - Quick action paper clamps <p>Twin piston design prevents stalling.</p> <p><i>Great for large, flat surfaces</i></p> |
|--|--|---|---|

General Purpose Sanders

| | | | |
|--|---|---|--|
|  | <p>317</p> <ul style="list-style-type: none"> - 5" High Speed - Also has 3" and 4" backing pads - 18,000rpm - Power regulator - Weight: 1.04kg <p>Ideal for light sanding, feather edging and rust removal</p> <p><i>Compact & Light Weight</i></p> | <p>313</p> <ul style="list-style-type: none"> - 7" Angle Sander - Heavy Duty Motor - Lever throttle - 5,000rpm - Weight: 1.91kg <p>Work faster on light and heavy sanding jobs including rough body filler, removing rust and smoothing welds</p> <p><i>Handles the toughest jobs</i></p> | <p>328B</p> <ul style="list-style-type: none"> - 8" Geared Orbital Sander - Heavy Duty Motor - Lever throttle - 825rpm, 5/32" orbit - Weight: 2.13kg <p>Smooth strength & power lets you remove heavy material and body filler on large, flat surfaces leaving an clean, swirl free finish</p> |
|--|---|---|--|

Finishing Sander

4151 (4151 takes adhesive pads, 4151-HL takes hook and loop pads)

4151-HL

- 6" High Speed
- 3/16" Orbit
- Ultra Duty
- 12,000rpm
- Vacuum ready
- Weight: 0.87kg

Dust is channeled away from work. Swirl free finish.



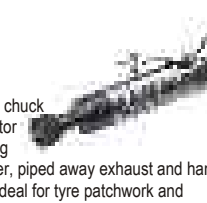

Light Weight



Polishers/Buffers

| | | |
|--|--|---|
| <p>4152</p> <p>4152-HL</p> <ul style="list-style-type: none"> - 6" Finishing Sander - 3/32" Orbit - Ultra Duty - Adjustable RPM up to 12,000rpm - Vacuum ready - Light Weight: 0.87kg <p>Dust is channeled away from work. Swirl free finish.</p> <p><i>Ergonomic Light Weight</i></p>  | <p>314</p> <ul style="list-style-type: none"> - 7" Angle Polisher/Buffer - 1500rpm - 2500rpm - Built in regulator - Weight: 1.91kg <p>Ideal for buffing and polishing a wide range of surfaces to a high gloss</p> <p><i>Long Life Construction</i></p>  | <p>318</p> <ul style="list-style-type: none"> - 7" Vertical Polisher/Buffer - 2800rpm - Variable Speed - Weight: 2.04kg <p>Powerful 1hp motor, handle exhaust. Buff and Polish all painted surfaces easily.</p> <p><i>Handle Exhaust</i></p>  |
|--|--|---|

Automotive Repair Tools

| | | | |
|--|---|---|---|
| <p>326</p> <ul style="list-style-type: none"> - Exhaust Cut Off Tool - Takes 3/8 x 2 7/8" discs - 18,000rpm - Speed regulator - Weight: 1.04kg <p>Cuts exhaust pipe, sheet metal, nuts and bolts with ease. Fast quiet operation. 360 degree rotatable spark guard</p>  | <p>327</p> <ul style="list-style-type: none"> - Tyre Buffer - High Speed - 22,000rpm - Quick change chuck - 10mm chuck - 0.5hp motor - Weight: 0.73kg <p>Makes quick work of patchwork and roughing up areas for recapping and tyre scuffing.</p>  | <p>327LS</p> <ul style="list-style-type: none"> - Tyre Buffer - Low Speed - 3,000rpm - Built in regulator - Weight: 0.51kg <p>Safety lock lever, piped away exhaust and hanger make this tool ideal for tyre patchwork and roughing areas for recapping</p>  | <p>325</p> <ul style="list-style-type: none"> - Air Nibbler - Cuts up 18 gauge - Holds a tight 1/4" radius. - 3,200strokes/min - Weight: 0.95kg <p>Cuts (nibbles) cold rolled steel, plastic, tin, aluminium and other metals</p>  |
|--|---|---|---|

Yes, We Repair & Service Tools

| | | | |
|--|---|--|---|
| <ul style="list-style-type: none"> - All Makes & Models - Fast Turnaround Times - No Charge - If Beyond Economical Repair - Fast, Affordable & Professional - IR Warranty Repairs <p>Your Single Source for Compressor & Air Tool Servicing & Repairs</p> | <p>Repairs to:</p> <ul style="list-style-type: none"> Impact Wrenches Ratchet Wrenches Grinders Drills Air Hammers | <ul style="list-style-type: none"> Scalers Sanders Tampers Chippers Saws Paving Breakers | <ul style="list-style-type: none"> Screwdrivers Hoists Winches Air Motors Sump Pumps Diaphragm Pumpsand more. |
|--|---|--|---|

Heavy Duty Industrial, Construction and Road Maintenance Tools

Paving Breakers

PB35AS
20kg (43lb) Breaker

- Weight: 20kg
- Length: 625mm
- Blows/min: 1250
- Air Inlet: 3/4" NPT
- Includes Muffler
- Air Consumption: 48cfm
- Chisel Type: 1" x 4 1/2" Hex

PB50ASF 25kg (55lb) Breaker
(With flexi-handles).

- Weight: 25kg
- Length: 699mm
- Blows/min: 1150
- Air Inlet: 3/4" NPT
- Includes Muffler
- Air Consumption: 62cfm
- Chisel Type: 1 1/8" x 6 1/4" Hex

MX60AF
31kg (69 lb) Breaker
(with flexi-handles)

- Weight: 31kg
- Length: 686mm
- Blows/min: 1150
- Air Inlet: 3/4" NPT
- Optional muffler
- Air Consumption: 75cfm
- Chisel Type: 1 1/8" x 6 1/4" Hex

MX90B
39kg (86 lb) Breaker

- Weight: 39kg
- Length: 686mm
- Blows/min: 1250
- Air Inlet: 3/4" NPT
- Optional Muffler
- Optional Flexi-handles
- Air Consumption: 89cfm
- Chisel Type: 1 1/4" x 6 1/4" Hex

General Purpose (Diggers / Mini Breakers / Demolition Tools)

93LA1M (10kg)

- Suitable for Horizontal or Vertical use.
- Weight: 10.4kg
- Blows/min: 2,350
- Air Inlet: 3/8"
- Muffler Included
- Air Consumption: 45cfm
- Chisel Type: 7/8" x 3 1/4" Hex
- Latch type chisel release

95LA1 (13kg)

- Suitable for Horizontal or Vertical use
- Weight: 12.7kg
- Blows/min: 1,850
- Air Inlet: 3/8"
- Muffler Optional
- Air Consumption: 47cfm
- Chisel Type: 7/8" x 3 1/4" Hex
- Latch type chisel release

Chippers

W Series Chippers

| Model | Length | Piston Stroke | Blows/Min | Air Inlet | Net Weight |
|-------|--------|---------------|-----------|-----------|------------|
| W1A1 | 403mm | 25mm | 2,500 | 3/8" | 6.7kg |
| W2A1 | 416mm | 51mm | 2,300 | 3/8" | 7.0kg |
| W3A1 | 464mm | 76mm | 1,725 | 3/8" | 7.5kg |
| W4A1 | 489mm | 102mm | 1,480 | 3/8" | 7.9kg |

Tamper

341A2M Tamper

- Weight: 15.8kg
- Blows/min: 1550
- Stroke: 102mm (4")
- Length: 1340mm
- Air Inlet: 1/2"
- Air Consumption: 29cfm
- Standard butt size: 146mm maleable
- Optional butt (34SR-383): 76mm steel

241A1M Tamper

- Weight: 12.2kg
- Blows/min: 1590
- Stroke: 102mm (4")
- Length: 1340mm
- Air Inlet: 1/2"
- Air Consumption: 29cfm
- Standard butt size: 76mm

Rivet Busters

9001 Rivet Buster/ Heavy Demolition

- Weight: 11.2kg
- Stroke: 229mm (9")
- Air Consumption: 40cfm
- Chisel Type: Tapered Round
- Air Inlet: 1/2"

1101 Rivet Buster/ Heavy Demolition

- Weight: 13.7kg
- Stroke: 280mm (11")
- Air Consumption: 45cfm
- Chisel Type: Tapered Round
- Air Inlet: 1/2"

Diaphragm Pumps

ARO Double Diaphragm Pumps

All sizes for pumping a wide range of fluids

1/2" - 3" models available.

Whatever size you need call CAPS.

Sump Pumps

S35 Submersible Pumps

Superior Head Height (head to 70m)

Delivers excellent flow (eg 450 litres/min @ 50m)

Durable cast-iron housing. Highly wear resistant impeller. Inlet air filter screen. Oversized bearings. Laminated resin vanes

Discharge: 2" BSP
Weight: 36kg

The best choice for dependable pumping

Air Hoists & Winches

CAPS Australia

Ph: 1300 858 628

National importer of:
Ingersoll-Rand Professional Tools

Caps Australia Pty Ltd
Ph: 1300 858 628

Ingersoll-Rand Manufacture Hoists from 500kg to 50,000kg. Caps are you one stop source for all IR Tools, Hoists and Winches

Need Air Hoist Repairs? Call CAPS

Hoist Options:

- Chain bucket
- Additional lift (extra chain)
- Additional control line length
- Trolley

We also sell and repair air operated winches from 600 to 10,000kg. For a great price please call us with your air winch requirements.

| Capacity | Model | Standard Lift | Control Type |
|------------|-------------------|---------------|--------------|
| I-R 500kg | ARO 7756E-1C10-C6 | 10ft (3meter) | Pull chain |
| I-R 500kg | ARO 7756E-2C10-C6 | 10ft (3meter) | Pendant |
| I-R 1000kg | ARO 7776E-1C10-C6 | 10ft (3meter) | Pull Chain |
| I-R 1000kg | ARO 7776E-2C10-C6 | 10ft (3meter) | Pendant |
| I-R 2000kg | ARO 7792A-2C10-C6 | 10ft (3meter) | Pendant |

Larger units and options available. Call!

Performance figures at 620 kPa (90 psi)

Impact Wrenches 1" Sq. Drive

271

- Super Duty 1" Drive
- Max Torque: 1100 ft-lb
- Jumbo Hammer Power
- Adjustable Power
- Handle exhaust
- Pressure Feed Lubrication

2150

- Heavy Duty 1" Drive
- Max Torque: 1200 ft-lb rev. 1100 ft-lb fwd.
- Weighs just 3.2kg
- Handle exhaust
- Only 208mm long

2925P3Ti

- Super Duty 1" Drive
- Max Torque: 1450ft-lb
- Twin Hammer Power
- 4 Position Power Dial
- Handle exhaust
- Corrosion protection

TITANIUM

2925RBP3Ti

Reverse Bias

- Super Duty 1" Drive
- Max Torque: 1600ft-lb rev.
- Twin Hammer Power
- 4 Position Power Dial
- Handle exhaust
- Corrosion protection

TITANIUM

295

Perfect for truck repairs & Construction Work

- Heavy Duty 1" Drive
- Max Torque: 1,450 ft-lb
- Top mount handle
- 3 position power regulator
- Handle exhaust

2190Ti-6

- Ultra Duty 1" Drive
- Max Torque: 1650ft-lb
- Twin Hammer Power
- 4 Position Power Dial

TITANIUM

2190Ti

- Ultra Duty 1" Drive
- Max Torque: 1650ft-lb
- Twin Hammer Power
- Tyre change - "ergonomic handle"
- 7 vane motor
- 4 Position Power Dial

TITANIUM

285A

Perfect for truck repairs & Construction Work

- Heavy Duty 1" Drive
- Max Torque: 1,450 ft-lb
- Side handle
- 3 position power regulator
- angled down exhaust
- 360 degree swivel inlet

2190DTi-6

- Ultra Duty 1" Drive
- Max Torque: 1650ft-lb
- Twin Hammer Power
- 7 vane motor
- 4 Position Power Dial

TITANIUM

2925B2Ti

- Super Duty 1" Drive
- Max Torque: 1650ft-lb
- Twin Hammer Power
- 7 vane motor
- 4 Position Power Dial
- Corrosion protection

TITANIUM

3940B2Ti
3942B2Ti

- Just Released
- Twin Hammer
- Super Duty 1" drive
- 3940B2Ti Max: 2500ft-lb
- 3942B2Ti Max: 2750ft-lb
- Feature the strongest, longest life mechanism in the world. (Source - IR Australia)

TITANIUM

285A-6

Compare apples with apples This range is equivalent to the heaviest duty available from most other air tool manufacturers!

2934B2

- Super Duty 1" drive
- Max Torque: 1500ft-lb
- Twin Hammer
- Pressure feed lubrication
- Optional 90 degree angle drive available

TITANIUM

2940B2

- Super Duty 1" drive
- Max Torque: 2000ft-lb
- Twin Hammer
- Pressure feed lubrication
- Powerful IR Industrial grade tool
- For the toughest 1" drive applications

TITANIUM

2950B7

- Super Duty 1 1/2" drive
- Max Torque: 3000ft-lb
- Twin Hammer
- Pressure feed lubrication
- Powerful IR Industrial grade tool
- The Ultimate in long life IR power

TITANIUM

CAPS Australia

Australia's Largest Stockist of IR Industrial Compressors and Tools

Ph: 1300 858 628

A National importer of:
IR Ingersoll-Rand Professional Tools

| Model | Drive | Impacts | | Maximum torque | | Recommended torque range | | Weight | Length | Hose Conne-ction | Size hose recom-mended | |
|----------------------|--------|------------|------------|----------------|---------|--------------------------|------------|--------|--------|------------------|------------------------|----|
| | | Free speed | per minute | Nm | ft-lb | Nm | ft-lb | | | | in | Mm |
| Pistol Grip | | | | | | | | | | | | |
| 2925P1Ti | 3/4" | 5200 | 1050 | 1972 | 1450 | 476-1496 | 350-1100 | 5.4 | 225 | 3/8" | 1/2" | 13 |
| 2925RBP1Ti | 3/4" | 5200 | 1050 | 2176 | 1600rev | 1904 | 400-1400R | 5.4 | 225 | 3/8" | 1/2" | 13 |
| | | | | 1768 | 1300fwd | 408-1292 | 300-950F | | | | | |
| 271 | 1 | 5500 | 1200 | 1496 | 1100 | 136-1020 | 100-750 | 5.67 | 178 | 3/8" | 1/2" | 13 |
| 2150 | 1 | 7250 | 1175 | 1627R | 1200R | 271-1220R | 200-900R | 3.4 | 208 | 3/8" | 1/2" | 13 |
| 295 | 1 | 5000 | 750 | 1972 | 1450 | 136-1360 | 100-1000 | 9.98 | 267 | 3/8" | 1/2" | 13 |
| 2925P3Ti | 1 | 5200 | 1050 | 1972 | 1450 | 476-1496 | 350-1100 | 5.6 | 225 | 3/8" | 1/2" | 13 |
| 2925RBP3Ti | 1 | 5200 | 1050 | 2176 | 1600rev | 544-1904 | 400-1400R | 5.6 | 225 | 3/8" | 1/2" | 13 |
| | | | | | 1300fwd | 408-1292 | 300-950F | | | | | |
| Chainsaw Grip | | | | | | | | | | | | |
| 2190Ti | 1 | 6800 | 875 | 2238 | 1650 | 204-1627 | 150-1200 | 6.1 | 391 | 3/8" | 1/2" | 13 |
| 2190Ti-6 | 1 | 6800 | 875 | 2238 | 1650 | 204-1627 | 150-1200 | 7.0 | 546 | 3/8" | 1/2" | 13 |
| D-Handle | | | | | | | | | | | | |
| 2190DTi-6 | 1 | 6800 | 875 | 2238 | 1650 | 204-1627 | 150-1200 | 7.0 | 474 | 3/8" | 1/2" | 13 |
| 2925B2Ti | 1 | 6500 | 900 | 2238 | 1650 | 475-1904 | 350-1400 | 6.4 | 314 | 3/8" | 1/2" | 13 |
| 285 | 1 | 5000 | 750 | 1972 | 1450 | 136-1360 | 100-1000 | 10 | 335 | 1/2" | 3/4" | 19 |
| 285-6 | 1 | 5000 | 750 | 1972 | 1450 | 136-1360 | 100-1000 | 11.4 | 511 | 1/2" | 3/4" | 19 |
| 2934B2 | 1 | 6600 | 750 | 2030 | 1500 | 678-1490 | 500-1100 | 8.4 | 286 | 1/2" | 3/4" | 19 |
| 2940B2 | 1 | 5000 | 850 | 2710 | 2000 | 1360-2170 | 1000-1600 | 10.0 | 311 | 1/2" | 3/4" | 19 |
| 3940B2Ti | 1 | 6000 | 800 | 3730R | 2750R | 680-2440R | 500-1800R | 9.6 | 343 | 1/2" | 3/4" | 19 |
| 3942B2Ti | 1 | 5000 | 850 | 4406R | 3250R | 1355-2850R | 1000-2100R | 10.5 | 362 | 1/2" | 3/4" | 19 |
| 2950B7 | 1 1/2" | 3750 | 650 | 4080 | 3000 | 2170-3390 | 1600-2500 | 14.8 | 368 | 1/2" | 3/4" | 19 |